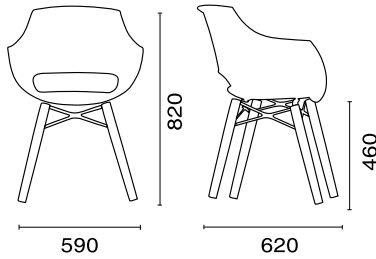


OPAL WOX **PRO**  
iroko wood leg




Color Options

SEAT : PP Finish



Frame Features ( wooden profile leg 30x30 mm )




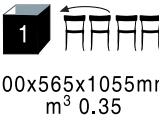
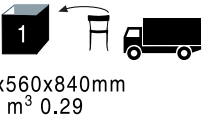


 natural iroko wood (with colour stabilized oil treatment)

■ due to the nature of the iroko wood colour tone may differ.

metal strap finishes



■ on request the strap could be produced in Mat White (Ral 9016) or Mat Black (Ral 9005) finish. For non standarts colours please check the prices and delivery time.

Net weight	Gross weight	Stacking	Assembled Package	Disassembled Package
 (kg) 4.58	 (kg) 5.35		 600x565x1055mm m³ 0.35	 610x560x840mm m³ 0.29
			 20' : 304 pcs. 40' : 656 pcs. 40HC : 788 pcs. 100cbm: 968 pcs.	 20' : 102 pcs. 40' : 212 pcs. 40HC : 234 pcs. 100cbm: 288 pcs.

Description

A new member of Opal range ! Natural, warm, contemporary. The organic softness of the glassfibre polypropylene shell in mat colours offers a new way of looking and feeling. It's a pleasant range where you can relax in perfect harmony. Available in all version of the frames from Opal Collection. Offers warm combinations especially in wood frame Opal WOX range. Anti UV stabilized. Designed with public spaces in mind and suitable both for home and contract usages.

Auxiliary Materials

4 pcs. gliders in poliasitetal - 4 pcs. metal connection part(X) - 8 pcs. connection part screws - 4 pcs. armchair montage screws.

Cleaning & Meaintanence

**Iroko Wood:** Iroko is a hard tree which grows in African tropical forests and it has a very strong resistance against external influences.

**Usage and Care:** The care of Iroko products are very easy. If you want to maintain the wood's natural colour, you should treat it with teak oil. You can use sponge or brush for this application.Depending on the climate, this should be done once or twice a year. If you leave Iroko wood untreated for a long time, it will get a silver-grey colour. But this colour change, will not cause any structural deterioration. If you do not like this surface you can restore the Iroko to look like the first day you have bought it. In this case, you slightly need to sand the wood and treat with teak oil: it is up to you to decide which effect you prefer. Bear in mind however that even with an oil treatment the colour of the wood will change under the influence of UV - light and moisture. To keep the surface nice and smooth, we advise you to slightly sand the wood the every year.

Issues to be considered during the application:

- Before the application, the wood needs to be cleaned carefully with a damp cloth.
- After the oil application keep the product in a dry place and avoid sunshine & rain until it gets dry completely minimum 2 hours)
- If you make application, we advise to use 240-300 no sandpaper.

Product Quality Certificate

